

How to solve the problem that no power for instrument?

1. Please make you the power you supplied has AC 220V voltage (as Figure1).If there is no power, you need check you power supply system of SGS building.

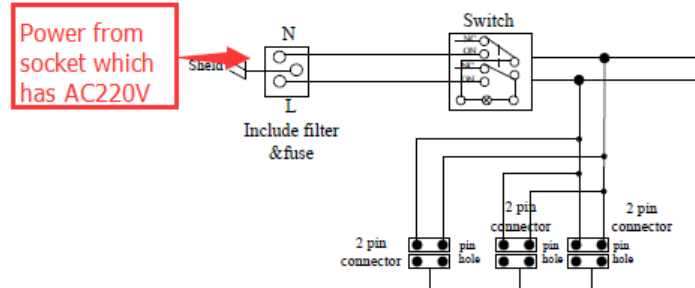


Figure 1

2. If power is ok, plug the power cable into socket, check there is AC 220V between L and N as showed in Figure 2. If there is no voltage between L and N, you need change a cable.




Figure 2

3. If there is AC 220V, you need check the voltage in the plug as showed in Figure 3

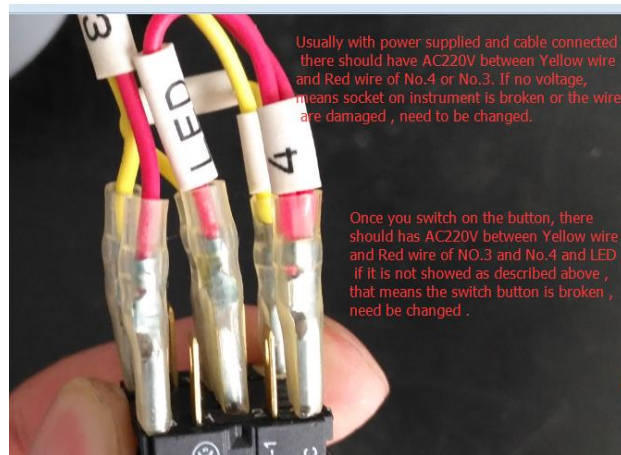


Figure 3